

Specifications:

Description:

Halius Laney recessed LED inground uplight with high quality led technology. It provides high lumen output, Eco friendly solution and rigid construction. Easy to install and long life time.

Construction:

- Die-cast aluminum construction with Stainless Steel ring.
- Tempered glass.
- Lense for uniform light distribution.
- Easy installation.
- Suitable for inground uplight with Walk over .
- Long working life .

Performance:


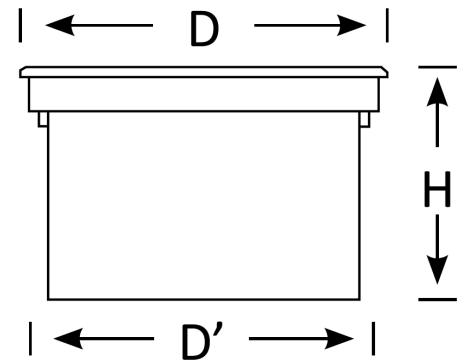
Input Power	36W
Input Voltage	24Vdc/230Vac 50Hz
Input Current	0.16A
Lumen/LPW	3600lm/100lm/W
CCT	3000K/4000K/6000K
CRI	80+
Life	50000hrs
IP Grade	IP67
Min. Start Temp Max. Operating Temp	-30° C to 50° C
Warranty	5yrs
Labels	CE, ROHS

HL-LTG-O-FIG-LANE-R-36W-3000K-30D-SS-ND

Image:



Dimensions:



Catalog number:

Eg:HL-LTG-O-FIG-LANE-R-36W-3000K-30D-SS-ND

HL-LTG-O-FIG-LANE-R-36W - xxxK - xxxD - x - xx

SS-Stainless Steel

CCT	Beam	Finish	DI-Dimmable
3000K	15°	SS	ND-Non Dimmable
4000K	30°		
6000K	45°		
	60°		

HL-LTG-O-FIG-LANE-R-36W-3000K-30D-SS-ND

Electrical Data

Driver Voltage	230Vac 50/60hz
Driver Current	0.16A
Driver Inc.	Yes
Dimming	No
Dimming option	1-10V, DALI, Phase cut
Driver type	Constant Current

Mechanical Data

Dimeter(D)	300mm
Height(H)	90mm
Cut Out(D')	290mm
Material	Dicast Aluminum/Stainless Steel
Fixed/Adjustable	Fixed
Finish	Stainless Steel

Optical Data

Chip	Cree
Beam Angle	15°, 30°, 45°, 60°
SDCM(Macadam step)	3
CRI	>80
CCT	3000K/4000K/6000K
Life Span	50000Hrs
Luminaire Efficiency(lm/W)	100lm/W
Luminaire Lumen(lm)	3600lm

Thermal Data

Working Temperature	-30° C to 50° C
Storage Temperature	-30°C to 60°C

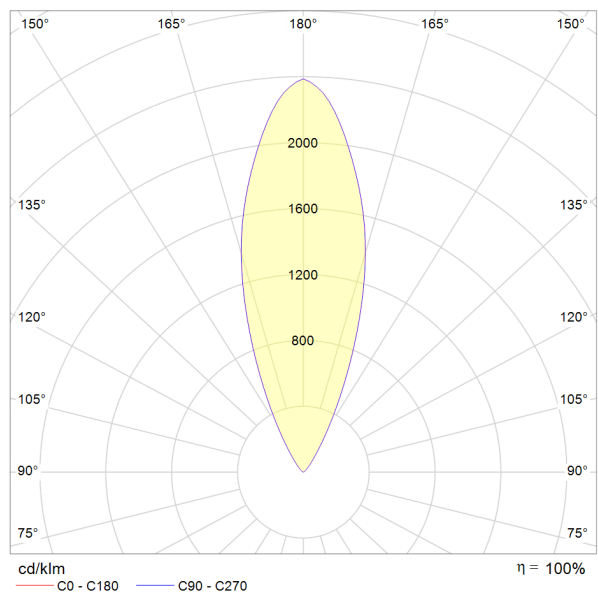
Safety Data

IP	IP67
IK	IK09
CE	YES
ROHS	YES
Safty Class	Class III/II

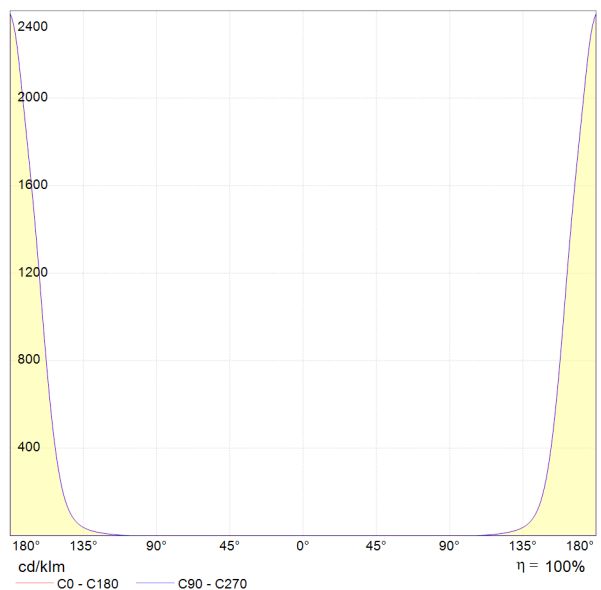
Photometrics

HL-LTG-O-FIG-LANE-R-36W-3000K-30D-SS-ND

LED Light Engine: 3000K, 86 CRI System Wattage: 36W
 Fixture Delivered Lumens: 3600lm Fixture Efficacy:
 100lm/w Spacing Criteria: 1.2



Cartesian Diagram



***Dimming capabilities will vary depending on the dimmer control, load, and circuit installation. *** Always refer to dimmer manufacturer instructions or a controls specialist for specific requirements.